

SAP® BusinessObjects™ XCELSIUS® ENTERPRISE

VISUALIZING COMPLEX DATA FOR BETTER DECISION MAKING

Improve Decision Making with Visual Simplicity

The amount of information your organization produces continues to increase exponentially. To ensure competitive advantage, it's critical that you unlock the power of essential data quickly and efficiently. Data visualization offers a simple yet effective way for your decision makers to quickly understand, collaborate with, and act on key business information – improving business performance.

The promise of simpler ways to visualize data arrives with the market-leading data visualization product, the SAP® BusinessObjects™ Xcelsius® Enterprise software. Using SAP BusinessObjects Xcelsius Enterprise, you can design highly interactive and intuitive visualizations, making it easier for all business users to understand business performance. These visualizations, coupled with drop-down menus and sliders,

demystify business data and allow decision makers to interact with data and test out future business scenarios – all with just a few clicks. When used in conjunction with SAP BusinessObjects business intelligence (BI) solutions, you can publish secure and personalized dashboards while leveraging one BI infrastructure. This means your dashboards have the same security, the same data, and the ability to drill into the same reports.

Imagine a sales executive who illustrates sales information for different products across various markets and regions. Using dashboards created by SAP BusinessObjects Xcelsius Enterprise, the executive can use what-if analysis functionality to show how decreasing inventory for a particular product line might affect northeast regional sales. Because these visual models stay connected to data sources, the model is constantly refreshed, providing up-to-date insight for the executive.

Give your decision makers business information they can quickly grasp and collaboratively act upon – using interactive visual models. The SAP® BusinessObjects™ Xcelsius® Enterprise software, a leading data visualization and dashboarding solution, simplifies decision making for stronger business performance.

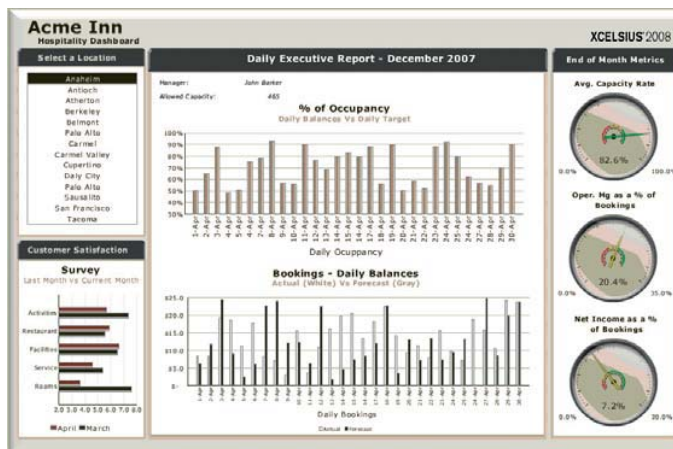



Figure 1: Gaining Real-Time Insights into Business Data



How It Works

SAP BusinessObjects Xcelsius Enterprise empowers dashboard designers to create a clear, personalized view of your organization's data to enable better understanding, decision making, and scenario evaluation. With the interactive viewing option, users can access and interact with the dashboards and models created with SAP BusinessObjects Xcelsius Enterprise.

Business decisions often require immediate action – waiting for information is not an option. With the dynamic combination of SAP BusinessObjects Xcelsius Enterprise and SAP BusinessObjects BI solutions, decision makers gain real-time insights into critical business data – enabling business analysis on key data that business users can trust and refresh instantly.

Dashboards and models created using SAP BusinessObjects Xcelsius Enterprise can connect to data within SAP BusinessObjects software in two ways. The visual model can connect directly to the semantic layer by means of a utility that enables querying as a Web service. Alternately, SAP BusinessObjects Xcelsius Enterprise can leverage SAP BusinessObjects Live Office software to connect to a report in Crystal Reports® software, a document from SAP BusinessObjects Web Intelligence® software, or an ad hoc query.

The result is an interactive dashboard with live data connectivity for accurate, consistent information, providing you with immediate and trusted results.

Benefits

SAP BusinessObjects Xcelsius Enterprise delivers important benefits that help your organization understand and use data more efficiently, for better business results.


Get Personal with Your Dashboards
With SAP BusinessObjects Xcelsius Enterprise, you can create personalized dashboards to be accessed anywhere. Increase effective decision making by delivering data in an intuitive interface right within the tools business users are familiar with and use every day, such as Microsoft Office, a PDF document, or a Web portal.

Interpret Information Beyond Data Presentation

Apply the unique feature of what-if analysis to evaluate your business options with interactive sliders and dials. Drill into detail by prompting a document from Crystal Reports or SAP BusinessObjects Web Intelligence directly from your dashboard.

Apply the Power of Innovative Design

SAP BusinessObjects Xcelsius Enterprise offers an intuitive design environment, enabling dashboard designers to create professional-looking models quickly using prebuilt components, skins, maps, charts, gauges, and selectors.



Data visualization offers a simple yet effective way for your decision makers to quickly understand, collaborate with, and act on key business information – improving business performance.

With the flexible design options of SAP BusinessObjects Xcelsius Enterprise, you can create visual models in many forms, including:

- Dashboards
- Dynamic charts and graphs
- Visual business analytics
- Business presentations

Maintain the Integrity of Your Security Infrastructure

Combining SAP BusinessObjects Xcelsius Enterprise with SAP BusinessObjects BI solutions helps ensure that sensitive corporate data is protected. Visualizations maintain security no matter where you view the models – from within Web portals, Microsoft PowerPoint presentations, PDF files, or Microsoft Word documents. Our attention to security means you share valuable information with everyone as needed, but decision makers see only the data they are authorized to view.

Business decisions often require immediate action – waiting for information is not an option. With the dynamic combination of SAP BusinessObjects Xcelsius Enterprise and SAP BusinessObjects BI solutions, your decision makers gain real-time insights into critical business data – enabling business analysis on key data that your users can trust and refresh instantly.

SAP BusinessObjects Portfolio of Solutions

The SAP BusinessObjects portfolio of solutions helps you optimize business performance by enabling you to close the gap between strategy and execution while addressing business and compliance risks. To manage operations effectively, contain costs, and meet customer demands, you need comprehensive business solutions that provide complete and integrated business information. With insight into every aspect of the business, you can monitor performance, spot inefficiencies, and identify opportunities for growth.

In the face of growing compliance challenges – including environmental, health, financial, trade, border security, waste disposal, and specific customer requirements – you need to build controls and checks into your business processes. Supporting regulatory compliance also requires these processes to be fully transparent.

Turn Insight into Strategy

SAP BusinessObjects solutions are open, action-oriented, and connected. They deliver a complete, intuitive profile of business performance using any data from any application and any platform, and they ease collaboration to improve decisions and resolve issues. The solutions automatically detect sig-

Intuitive visualizations give your key decision makers the ability to interact with data and test out future business scenarios – all with just a few clicks.

nificant risks and performance issues within and beyond the business.

With the SAP BusinessObjects portfolio, you gain broader insight and can align strategy, optimize decisions, and improve risk management, regardless of underlying transactional systems. The portfolio provides consistent, integrated solutions that are portable and interoperable, transforming the way you work by connecting people and information and optimizing business performance. In short, SAP BusinessObjects solutions help you turn insight into strategy and strategy into operational decisions ready for execution.

To Learn More

To learn more about SAP BusinessObjects Xcelsius Enterprise, visit our Web site at

www.sap.com/sapbusinessobjects.

Summary

Give decision makers key business information they can quickly understand and collaboratively act upon – using intuitive, interactive visual models. The SAP® BusinessObjects™ Xcelsius® Enterprise software, a leading data visualization product, simplifies decision making to build stronger business performance.

Business Challenges

- Present data to decision makers in a way that it is most easily and quickly understood so it can be acted upon
 - Provide data used for decision making that is always up-to-date
 - Make data available to those who should have access to it and secure from those who shouldn't
-

Key Features

- **Interactive visual models** – Use a variety of menus, tools, and prebuilt components to present complex business data clearly and dynamically
 - **Personalized dashboards** – Present the data decision makers need in the most usable form for each viewer
 - **Live data connectivity** – Link to SAP BusinessObjects reports and documents for the most current information
 - **What-if analysis** – Evaluate business options by manipulating data with user-friendly interactive tools
 - **Secure data access** – Maintain control in every visual model over who is authorized to see what information
-

Business Benefits

- **Improved business agility and competitive advantage** by increasing decision makers' ability to interpret data quickly and effectively
 - **Better business performance** based on current, accurate information always ready for drilling down for a closer look and what-if analysis
 - **Stronger corporate security** by protecting sensitive data with the security features in the SAP BusinessObjects business intelligence solutions
-

For More Information

Call your SAP representative, or visit us online at www.sap.com/sapbusinessobjects.

50 092 919 (08/12)

©2008 by SAP AG.

All rights reserved. SAP, R/3, xApps, xApp, SAP NetWeaver, Duet, PartnerEdge, ByDesign, SAP Business ByDesign, and other SAP products and services mentioned herein as well as their respective logos are trademarks or registered trademarks of SAP AG in Germany and in several other countries all over the world.

Business Objects and the Business Objects logo, BusinessObjects, Crystal Reports, Crystal Decisions, Web Intelligence, Xcelsius, and other Business Objects products and services mentioned herein as well as their respective logos are trademarks or registered trademarks of Business Objects S.A. in the United States and in several other countries all over the world. Business Objects is an SAP company.

All other product and service names mentioned are the trademarks of their respective companies. Data contained in this document serves informational purposes only. National product specifications may vary.

These materials are subject to change without notice. These materials are provided by SAP AG and its affiliated companies ("SAP Group") for informational purposes only, without representation or warranty of any kind, and SAP Group shall not be liable for errors or omissions with respect to the materials. The only warranties for SAP Group products and services are those that are set forth in the express warranty statements accompanying such products and services, if any. Nothing herein should be construed as constituting an additional warranty.